

Hi-MO 6

Explorer

LR5-72HTD

550~580M

- Based on M10 wafer, best choice for ultra-large power plants
- High module quality ensures long-term reliability



12-year Warranty for
Materials and Processing



30-year Warranty for Extra
Linear Power Output



Complete System and Product Certifications

IEC 61215, IEC 61730, UL 61730

ISO9001:2015: ISO Quality Management System

ISO14001: 2015: ISO Environment Management System

ISO45001: 2018: Occupational Health and Safety

IEC62941: Guideline for module design qualification and type approval

LONGI



22.5%
MAX MODULE
EFFICIENCY


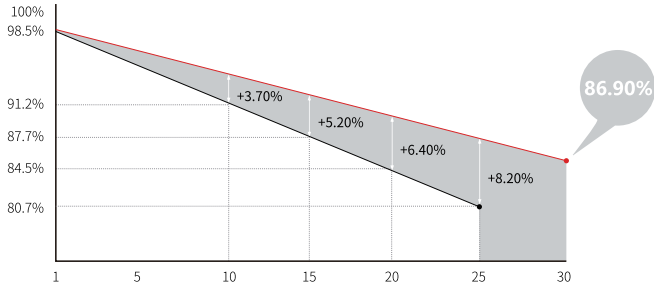
0~3%
POWER
TOLERANCE

<1.5%
FIRST YEAR
POWER DEGRADATION

0.40%
YEAR 2-30
POWER DEGRADATION

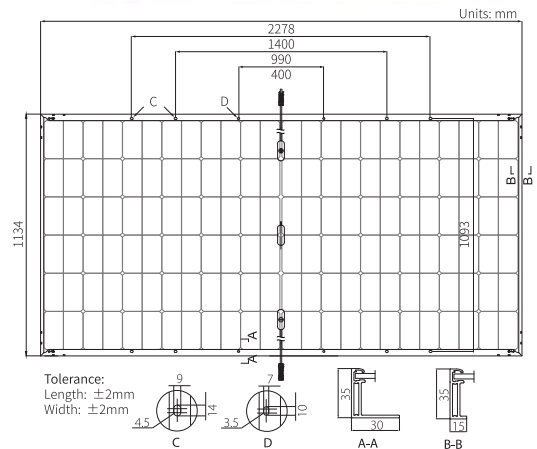
Additional Value

30-Year Power Warranty



Mechanical Parameters

Cell Orientation	144 (6×24)
Junction Box	IP68, three diodes
Output Cable	4mm ² , +400, -200mm/±1400mm length can be customized
Glass	Dual glass, 2.0mm coated semi tempered glass
Frame	Anodized aluminum alloy frame
Weight	32.6kg
Dimension	2278×1134×35mm
Packaging	31pcs per pallet / 155pcs per 20' GP / 620pcs per 40' HC



Electrical Characteristics

STC : AM1.5 1000W/m² 25°C

NOCT : AM1.5 800W/m² 20°C 1m/s

Test uncertainty for Pmax: ±3%

Module Type	LR5-72HTD-550M		LR5-72HTD-555M		LR5-72HTD-560M		LR5-72HTD-565M		LR5-72HTD-570M		LR5-72HTD-575M		LR5-72HTD-580M	
	STC	NOCT	STC	NOCT	STC	NOCT	STC	NOCT	STC	NOCT	STC	NOCT	STC	NOCT
Maximum Power (Pmax/W)	550	411	555	415	560	418	565	422	570	426	575	430	580	433
Open Circuit Voltage (Voc/V)	51.40	48.26	51.55	48.40	51.70	48.54	51.85	48.68	52.00	48.82	52.15	48.96	52.30	49.10
Short Circuit Current (Isc/A)	13.74	11.10	13.80	11.15	13.87	11.20	13.93	11.25	14.00	11.31	14.06	11.36	14.13	11.41
Voltage at Maximum Power (Vmp/V)	42.95	39.19	43.10	39.33	43.25	39.47	43.40	39.60	43.55	39.74	43.70	39.88	43.85	40.01
Current at Maximum Power (Imp/A)	12.82	10.49	12.88	10.54	12.95	10.60	13.02	10.66	13.09	10.72	13.16	10.78	13.23	10.83
Module Efficiency(%)	21.3		21.5		21.7		21.9		22.1		22.3		22.5	

Operating Parameters

Operational Temperature	-40°C ~ +85°C
Power Output Tolerance	0 ~ 3%
Voc and Isc Tolerance	±3%
Maximum System Voltage	DC1500V (IEC/UL)
Maximum Series Fuse Rating	30A
Nominal Operating Cell Temperature	45±2°C
Protection Class	Class II
Bifaciality	60±5%
Fire Rating	UL type 29 IEC Class C

Mechanical Loading

Front Side Maximum Static Loading	5400Pa
Rear Side Maximum Static Loading	2400Pa
Hailstone Test	25mm Hailstone at the speed of 23m/s

Temperature Ratings (STC)

Temperature Coefficient of Isc	+0.050%/°C
Temperature Coefficient of Voc	-0.230%/°C
Temperature Coefficient of Pmax	-0.290%/°C